
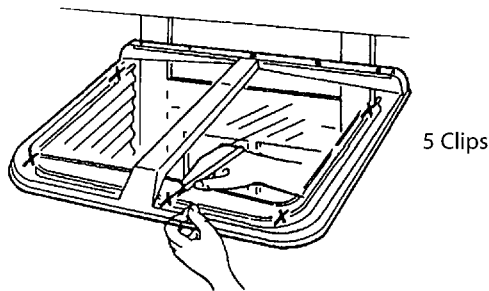


# Well Cover Installation Instructions

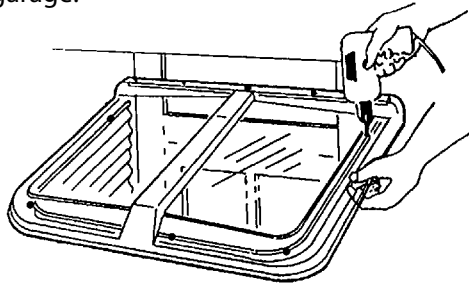
1. Place Window Well Cover over well. If it doesn't fit, the steel well may be bent out of shape. Tap Metal with sledge hammer to fit cover.



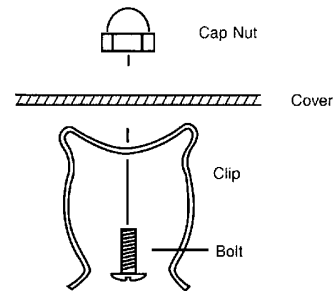
2. When straightened, place cover back over window well, centered. Mark position of holes for clips on center of well rim with a marker. Follow diagram below for recommended placement of clips.




3. Remove Window Well Cover and drill a 3/16" hole at each marked location. If it is cold out, this can be done in the convenience of your house or garage.



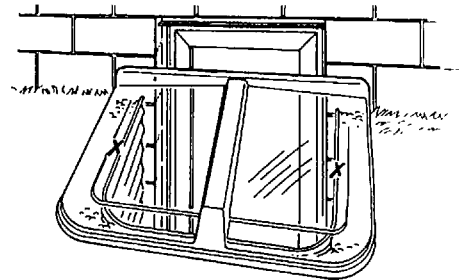
4. Mount Clips to Window Well Cover using bolts and cap nuts provided. **IMPORTANT!** Put bolt through clip, cover and washer. Secure using cap nut provided (see below).



5. Snap Window Well Cover onto rim of window well. Adjust tension clips by loosening cap nuts. Your Window Well Covers are now easily removable for cleaning and ventilation.



6. **CAUTION** - If your window projects above the window well, **DO NOT USE** the 5 clip installation instructions. Install using 2 clips located at the "X's" in the figure below. This will allow the window well cover to slide forward when the window is cranked open.



**Cleaning:** Window Well Covers may be cleaned with a mild solution of detergent and water. The use of harsh chemicals or solvents may damage plastic and void warranty.

Shape Products, LLC warrants its Escape Hatch Window Well Covers for a period of seven (7) years from the date of purchase. This warranty only extends to the original purchaser. This warranty does not apply to damage from accident, misuse, normal wear, alteration, improper installation, improper maintenance, or abuse. ANY IMPLIED WARRANTIES WHICH THE PURCHASER MAY HAVE ARE LIMITED IN DURATION TO SEVEN (7) YEARS FROM THE DATE OF PURCHASE. Some states do not allow limitations on how long an implied warranty lasts, so the above limitation may not apply to you. Shape Products, LLC. will replace a defective window well cover free of charge, (except for dealer labor and shipping). Contact Shape Products, LLC. at the address listed below (or see your Shape Products, LLC dealer) to obtain service under this warrant. Proof of purchase is required and replacement is the sole remedy of the purchaser under this warranty, and in no event shall Shape Products, LLC. be liable for any incidental or consequential damages, losses, or expenses. Some states do not allow the exclusion of incidental or consequential damages, so the above limitation or exclusion may not apply. This warranty gives specific rights and you may also have other rights which vary state to state.



Shape Products, LLC | 1821 Indianhead Drive Menomonie, WI 54751  
Phone: 715-232-0495 | Fax: 715-232-0580 | [www.ShapeProducts.com](http://www.ShapeProducts.com)

